



STATUS OF THE NESIE NEAR-IR SPECTROGRAPH

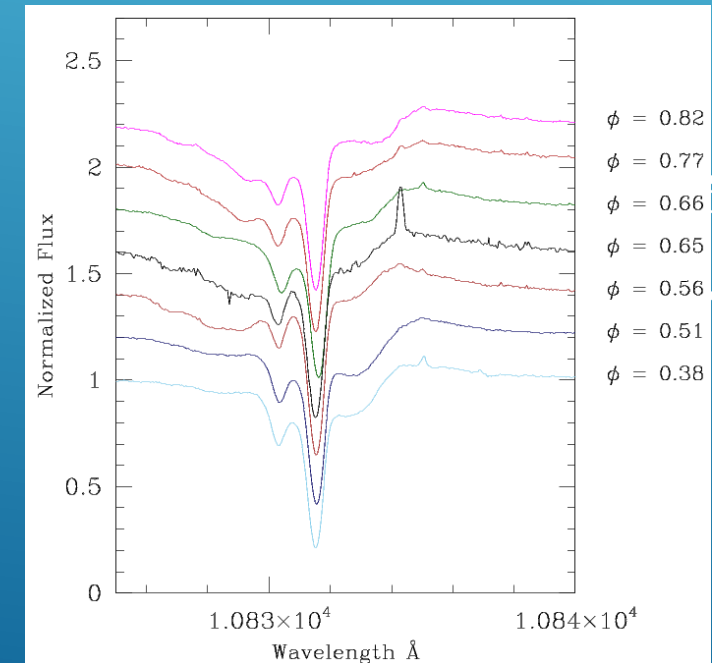
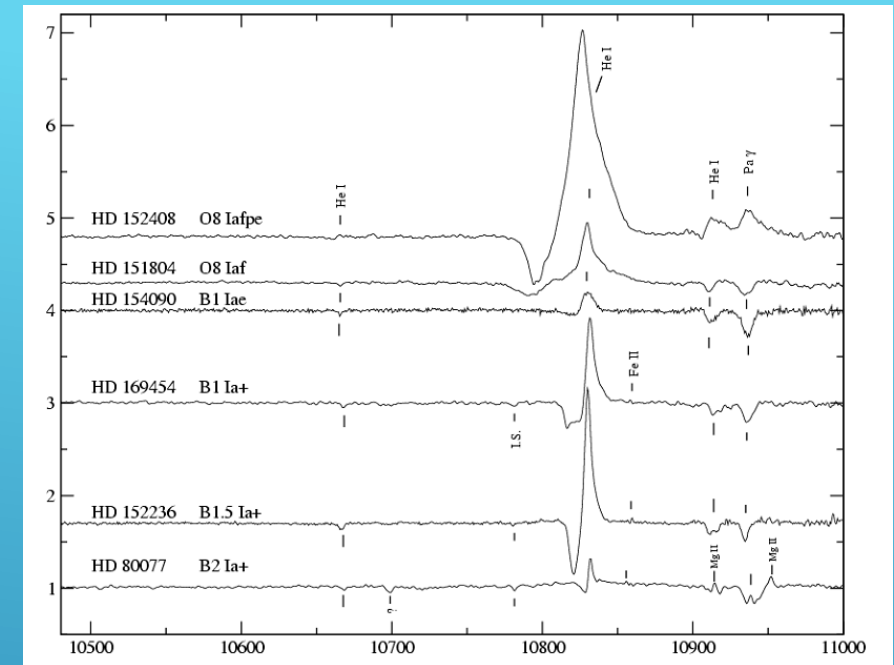
C. Kintziger & G. Rauw

SCIENTIFIC INTEREST OF THE SPECTRAL RANGE NEAR 1 MICRON

He I λ 10830: dynamics of massive stars' winds and wind interactions (Andrillat & Vreux 1979, A&A 75, 93; Vreux et al. 1990, A&A 238, 207; Groh et al. 2007, A&A 465, 993, Stevens & Howarth 1999, MNRAS 302, 549, see also Yaël's talk).

Chromospheric He I λ 10830 emissions in M dwarfs and solar-type stars = proxies of a strong flaring activity (Short & Doyle 1998, A&A 353, 666; Liefke et al. 2007, MmSAI 78, 258; Choudhary et al. 2008, AGUFM SH23A-1622), elusive chromosphere or winds (Cuntz & Luttermoser 1990, ApJ 353,L39, Dupree et al. 1992, ApJ 387, L85).

He I λ 10830: indicator of topology of accretion regions in cTTs (Kwan et al. 2007, ApJ 657, 897; Podio et al. 2007, MmSAI 78, 693).

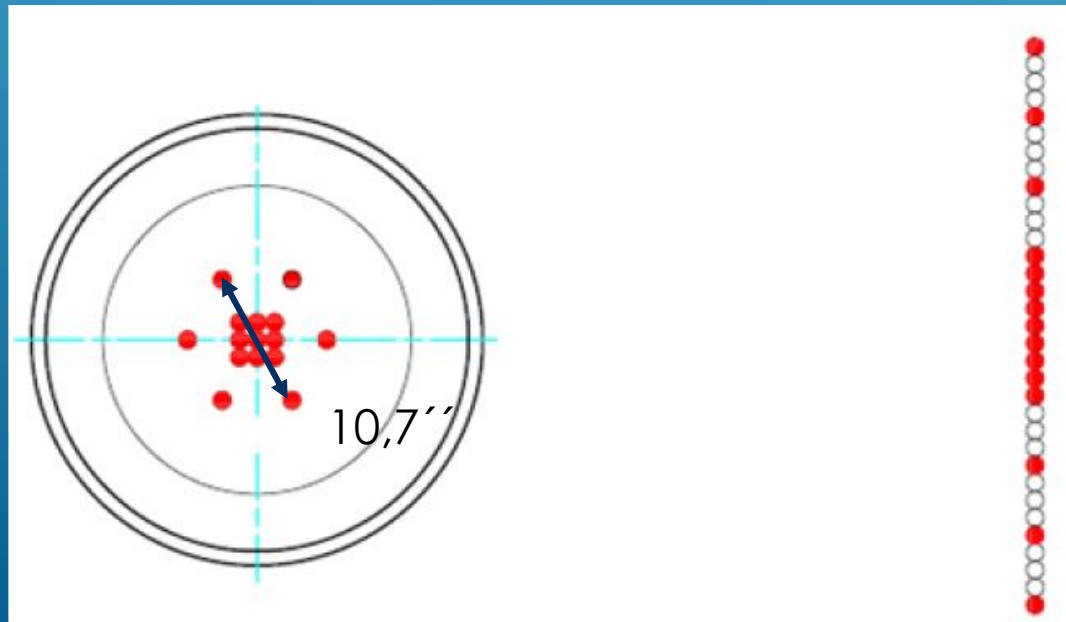


DESIGN OF THE INSTRUMENT

Fibre-fed near-IR long-slit spectrograph with possibility to simultaneously record the spectrum of the sky.


Bundle of fibres (50 μm core, 125 μm cladding): 3 x 3 fibres to sample the source + 6 satellite fibres to sample the sky background.

No microlenses implemented to preserve spectral resolution.



	Requirement	Goal
Spectral range	1.0 – 1.1 μm	0.95 – 1.4 μm (échelle mode)
Resolving power	10 000	20 000
Target magnitudes	$J < 7$	$J < 9$
S/N in continuum (30 min exposure @ TIGRE telescope)	100 @ $J=6$	100 @ $J=7$
Typical exposure time	15 min	15 min
Wavelength calibration accuracy	0.05 \AA	0.025 \AA

DESIGN OF THE INSTRUMENT




Spectro_IR

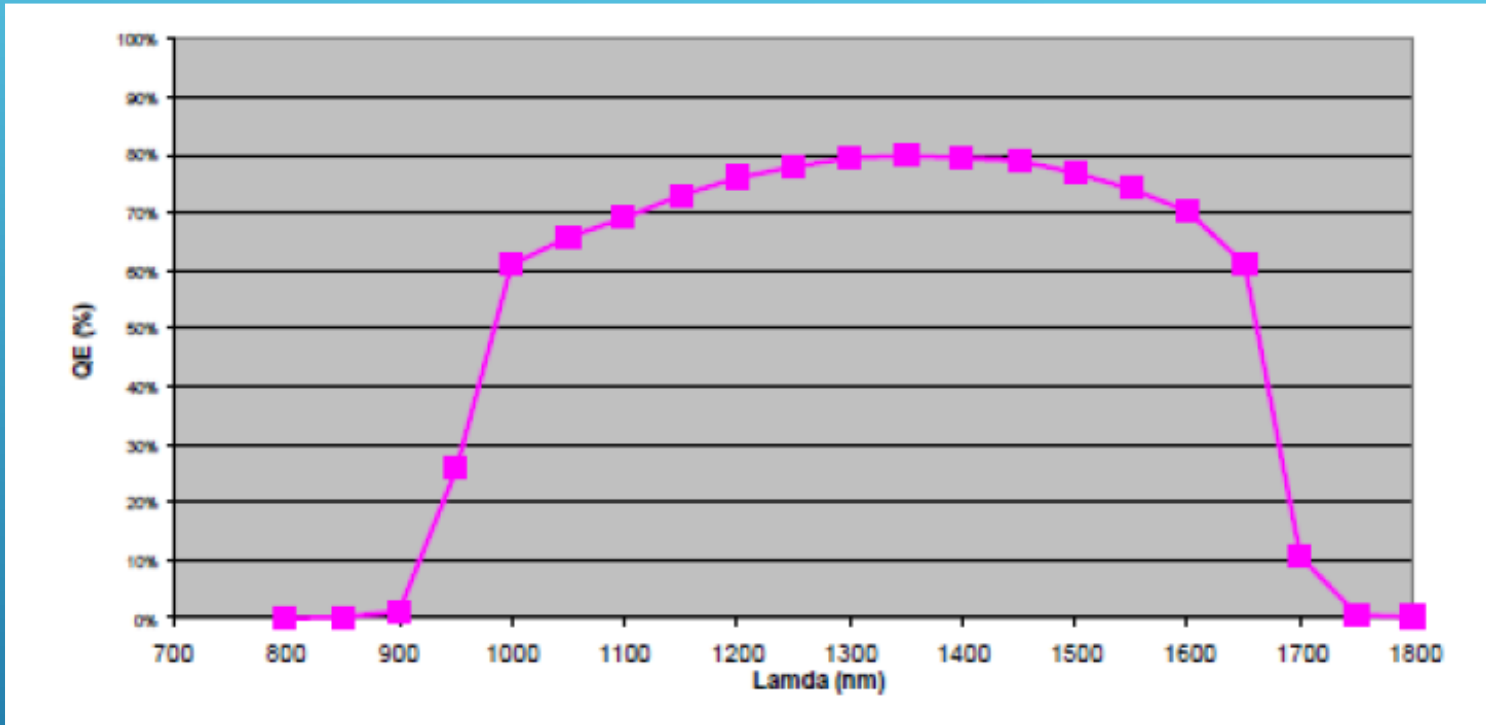
Positions: 1-3
Scale: 0.13 CK

Spectrograph design based on Bingham (1979, QJRAS 20, 395), see Kintziger et al. (2017, JATIS 3, 5002).

External dimensions: 175 x 77 x 27 cm³



DESIGN OF THE INSTRUMENT

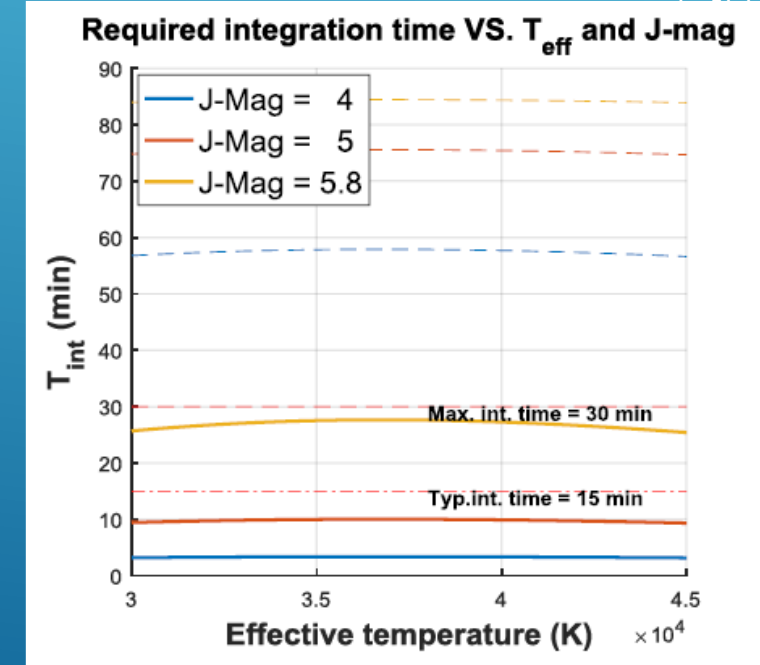
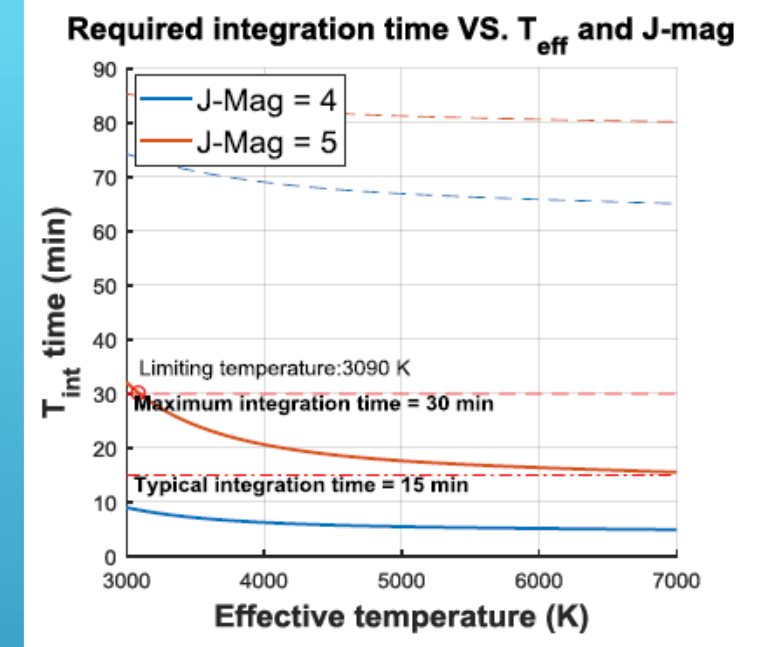


Detector: 640 x 512 InGaAs (Photonic Science Snake camera)

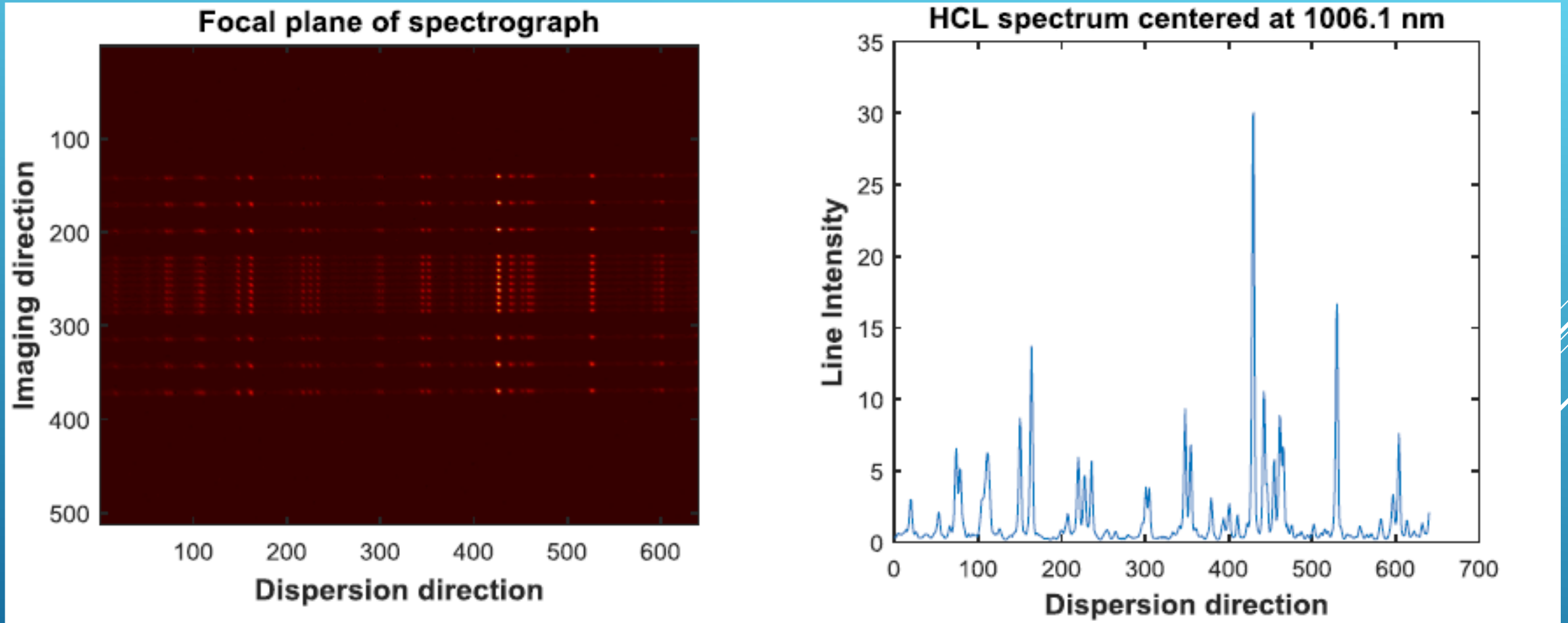
High, uniform QE. 😊

Dark current: 215 e⁻/s/pix. ☹️

Water-cooling to $\Delta T = 55^{\circ}\text{C}$. ☹️



DESIGN OF THE INSTRUMENT



Calibration unit: UNe HCL + halogen lamp.

Measured resolving power $\sim 27\,000$.

ON-SKY TESTS IN LIÈGE



From roof of CSL building using a C8 Schmidt-Cassegrain amateur telescope.

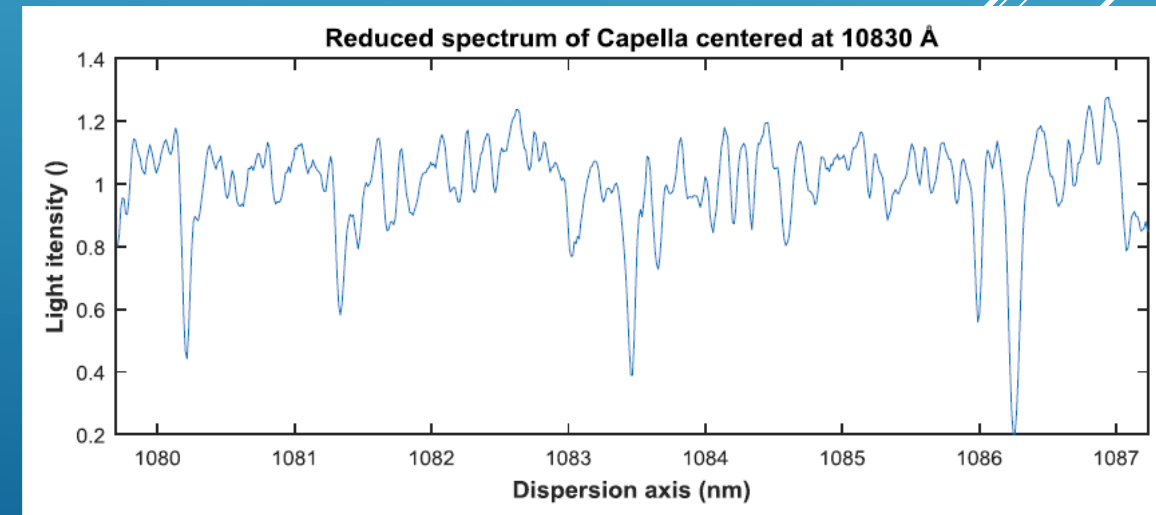
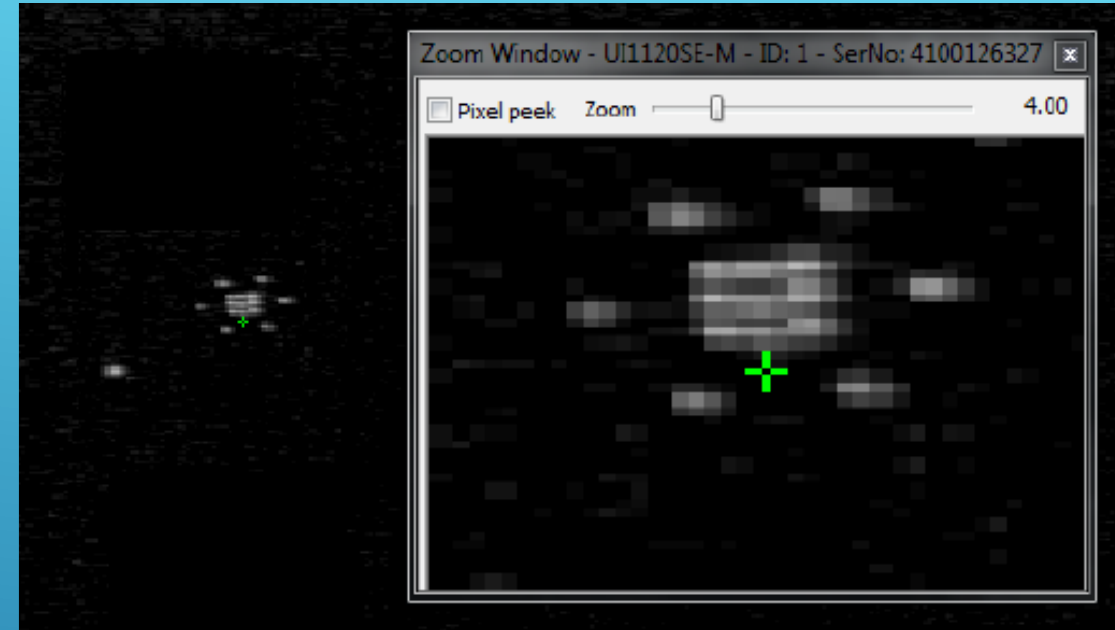
Half a dozen attempts between June 2017 and mid-October 2017.

ON-SKY TESTS IN LIÈGE

Many problems encountered:

1. weather,
2. availability of suitable targets,
3. star positioning,
4. telescope pointing & tracking stability,
5. detector temperature and dark current,
6. ...

First stellar light (Capella) recorded on 15 & 16 October 2017.



WHAT'S NEXT?

In Liège:

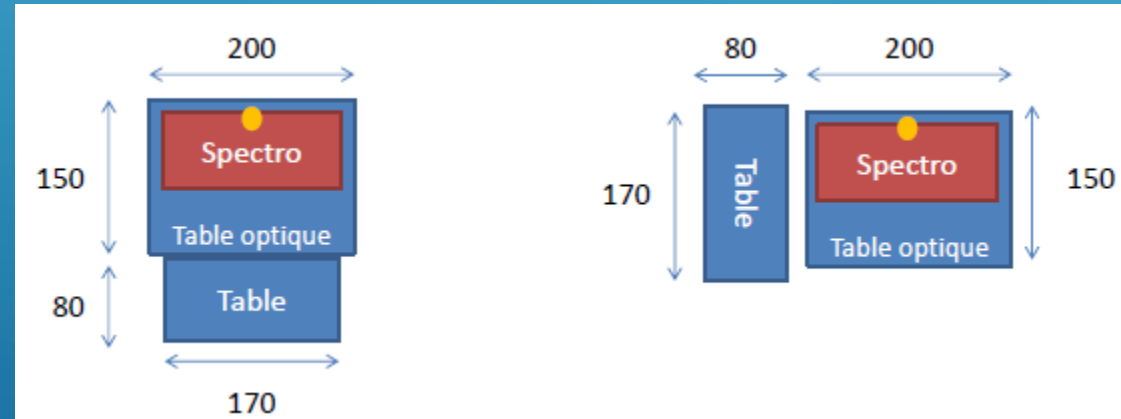
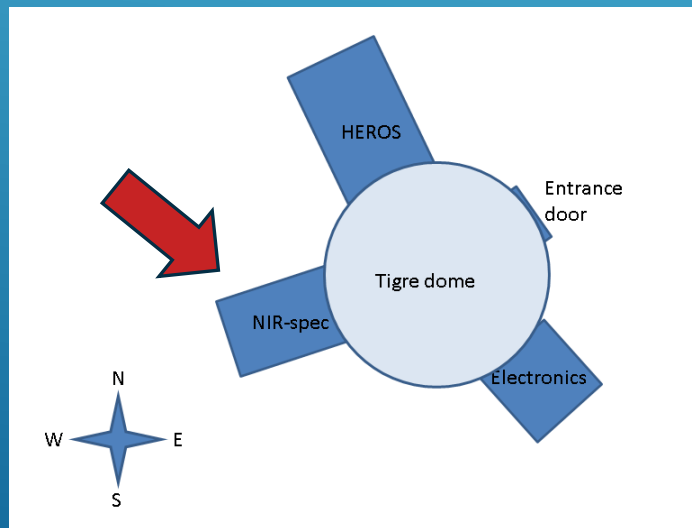
1. Move the spectrograph to the Astrophysics building.
2. Raise money for better detector (**before shipping to La Luz**) + manpower: applications under way (first deadline July 2,...).
3. Define and implement typical operation sequence.
4. Prepare data processing pipeline.
5. Etc...
6. Earliest possible shipping to La Luz: spring/summer 2019



WHAT'S NEXT?

In La Luz / Guanajuato:

1. Infrastructure: foundations for building and spectrograph table, electrical + internet connection, table, temperature control...
2. Paperwork for importation, ATA document for optical table with laser...
3. Etc...



CONCLUSIONS

The near-IR spectrograph is in principle ready for use. 😊

Test observations revealed the poor performances of the current detector. 😞

Further developments are needed both in Liège and La Luz before the instrument can be installed at TIGRE. 😞

